

CHINA BUILDING MATERIAL MAGAZINE

中国建材通讯

• 2018 1 124 •




0815-L0074

2018
T1000



中国建材集团有限公司
China National Building Material Group Co.,Ltd.





Contents


2018 1 124



中国建材集团有限公司		
北京市海淀区复兴路17号	1	
国海广场2号楼		
100036		
010-68138037	4	2018
010-68138057	5	T1000
<hr/>		
zhgjctx@126.com	6	
中国建材集团所属企业		
北京联合互通彩色印刷有限公司	7	
每月10日出版		
3000	8	
中国建材集团办公室编印	9	2017
<hr/>		



	2018	
	11	2018
	16	2018
	16	2017
	19	2018



20

2018

24

2018

27

28

32

38

40 136

42

44 " "

46

14

48

T1000



2018

“

”

“


”

“

”



T1000









2017



2018



2017

3042

111

668



+

KPI

" 1"

2017

"

2018

"

"

2018

" 2018

"

"

"

"

"

"

2017

2017

1+1>2

“ ”
“ ”
“ ”



2017

2017

2017



2018

“ “ “ “ “ “



” 2018

” ”



18

1
450

2018

13

2017



" 1+1>2 "



8

H

99.9%

3 7

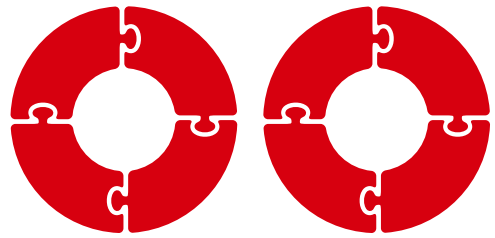
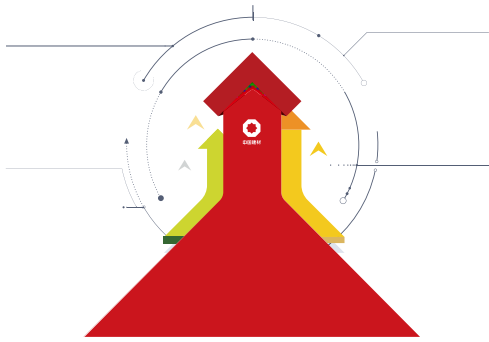
17

13



30

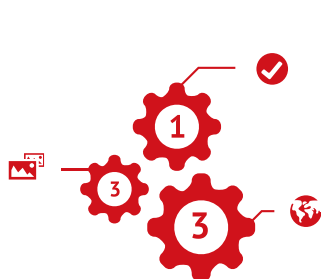
. " " "
 . " "
 . 11
 . 10
 . 419 2336
 . " " 1042
 .





.
 .
 . " "
 . " "
 . " " "
 . " " "
 .



2018









•

•

•



2018



23

2017

" " " "

" "

2017

2018



“ “ “ “ “ “ “ ”

“ ”

2018

3

2018

“ “ “ ”

23

200

2018

中国联合水泥有限公司党委

124

51

43

2

KPI

KPI

199

" "

"

"

"

" " 136

"

-

-

" "

"

" "

"

" 1+N"

KPI

"

"

中国建材集团有限公司董事长、党委书记 宋志平



“ “

” ”

“ ”

” ”

“ ”

“ ” “ ”

”

”

“ ”

65%

中建材投资有限公司



			2015	2017		
10	6		2020	100		
HOME		BNBM				
	54%	50%				
			21			1994

1.

" "

"

"

"

"

"

"

2.

6.5

"

"

PACSOFT

200

4.17%

26.97%

3.

1

4.

"

"

2016

2012

15
Torre Miria

Torre

Miria

3. " "

Nasfund
Nambawan Super

BNBM

170 BNBM
80%

30- 60

BNBM

BNBM

" "

1.

500

93%

2- 3

45- 70

2.

5 140

10

32

70



18
350
" "2016
3
30
1 2017 5
11 2
2007 2017 11
3 2018
" 2018
3
100
2015
2016
167% 2017
65% 13% 2015 11
673
85%

136

山东工业陶瓷研究设计院党委

" 136"



" 136"

"

"

"

"

"

"

"

"

"

"

"

14 "

"

185

"

"

20

"

"

"

"

2.

"

"

"

"

"

"

"

"

1.

"

3. " 260 124% 2445
3400 272%
42 " 6143 " "
4. " " " 4
5. " " 80
6200 2.2 84 56
70% 80% 2 7
80% 6

" " " "
11 " " 7
900 " "
6. " " " "
" " " "

25 / 14
7

" 136"
"
" " " "

2017 6.7



2787

" "

" --- "

2017 11

2012- 2020

"

"

"

"

60%

PTFE

2010

Ý

" " " "

2016
1.6



”



	2010	12		2017	
			3.4	18.09%	
4m	9.3	2010- 2016		37.05%	
		50m /m in			
				23	
					13.33%
—		CNG			
"		25.7			
"			2015	8	"
			100%		"
			PE		

“ ”

2011 2012

2015

“

”

2009 8 - 2013 3

“ ”

“ ”





" "

— —

" "

"

"

29

2013 4

20%

" "

19%

4%

"

- -

"

7 1

47% 24%

9

168

43








" "

14%

15%



06	"							90.77
	"	10	300	100	EPC	100	300	
07	"	11	"	"	"	"	"	
	GB/T 22082-2017	12	"	"	"	"	"	
	2018 11 1	13	PAC	SDCCL 4.5	DURG 9	YCC	PAC	
08	75	13	ICI	"	"	"	"	
09	"		"	"	"	"	"	
	"	13	"	"	"	"	"	
	"		48					

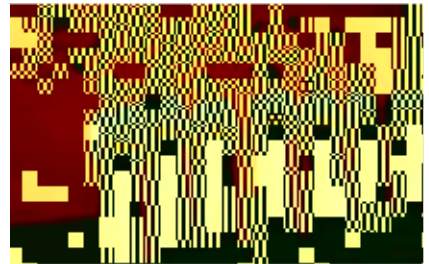


新春快乐


Happy New Year 2018



新春快乐



新春快乐



笑话播报

人力资源部出品

